

360 Route 211 St E



Fairgrounds Plaza
 Freestanding Retail (Community Center) - Middletown Submarket
 Middletown, NY 10940

247,500 SF GLA **20** AC Lot **1980** Built **Multi** Tenancy

Currency: USD (\$)

Summary Population Housing Daytime Employment Consi Radius 3 miles, 5 miles, 10 miles

Population

	3 miles	5 miles	10 miles
2020 Population	50,328	68,460	130,953
2024 Population	50,727	69,432	130,908
2029 Population Projection	51,627	70,740	133,081
Annual Growth 2020-2024	0.2%	0.4%	0%
Annual Growth 2024-2029	0.4%	0.4%	0.3%
Median Age	38.6	39.7	40.7
Bachelor's Degree or Higher	21%	24%	27%
U.S. Armed Forces	89	94	272

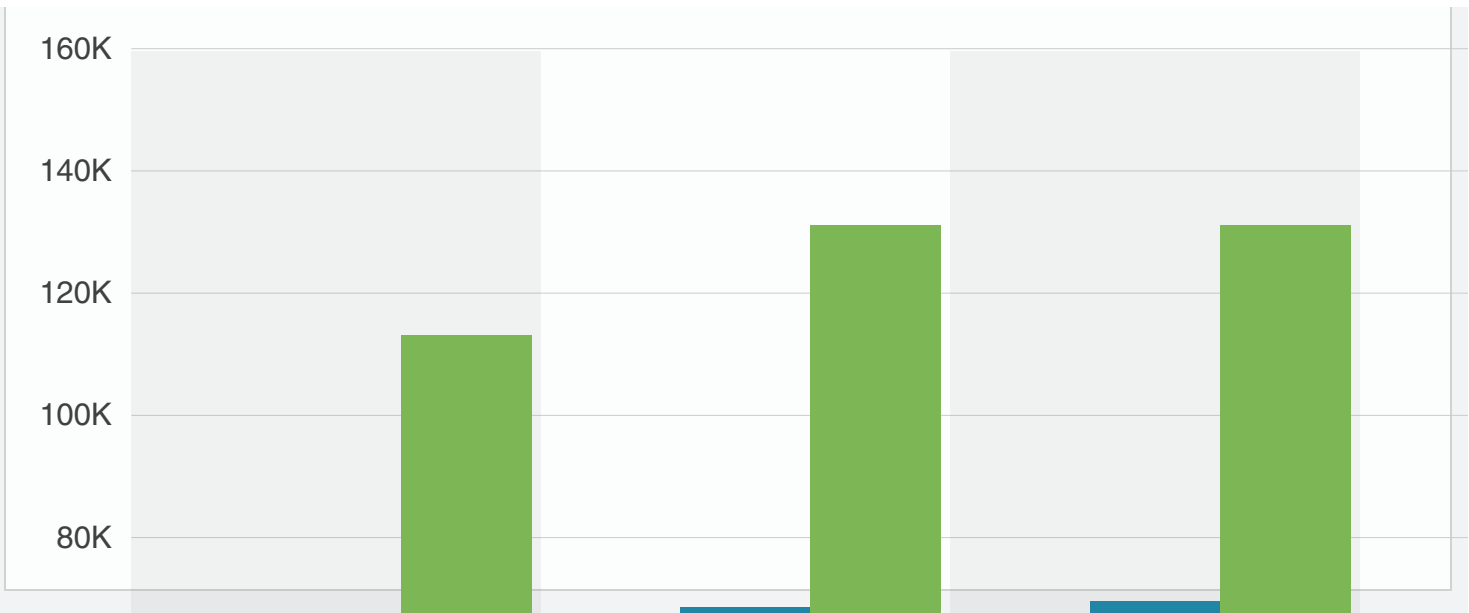
Population By Race

	3 miles	5 miles	10 miles
White	17,517	28,480	72,298
Black	12,471	15,492	20,503
American Indian/Alaskan Native	576	659	926
Asian	2,022	2,722	4,401
Hawaiian & Pacific Islander	0	0	0
Two or More Races	18,141	22,080	32,780
Hispanic Origin	20,494	25,070	36,541

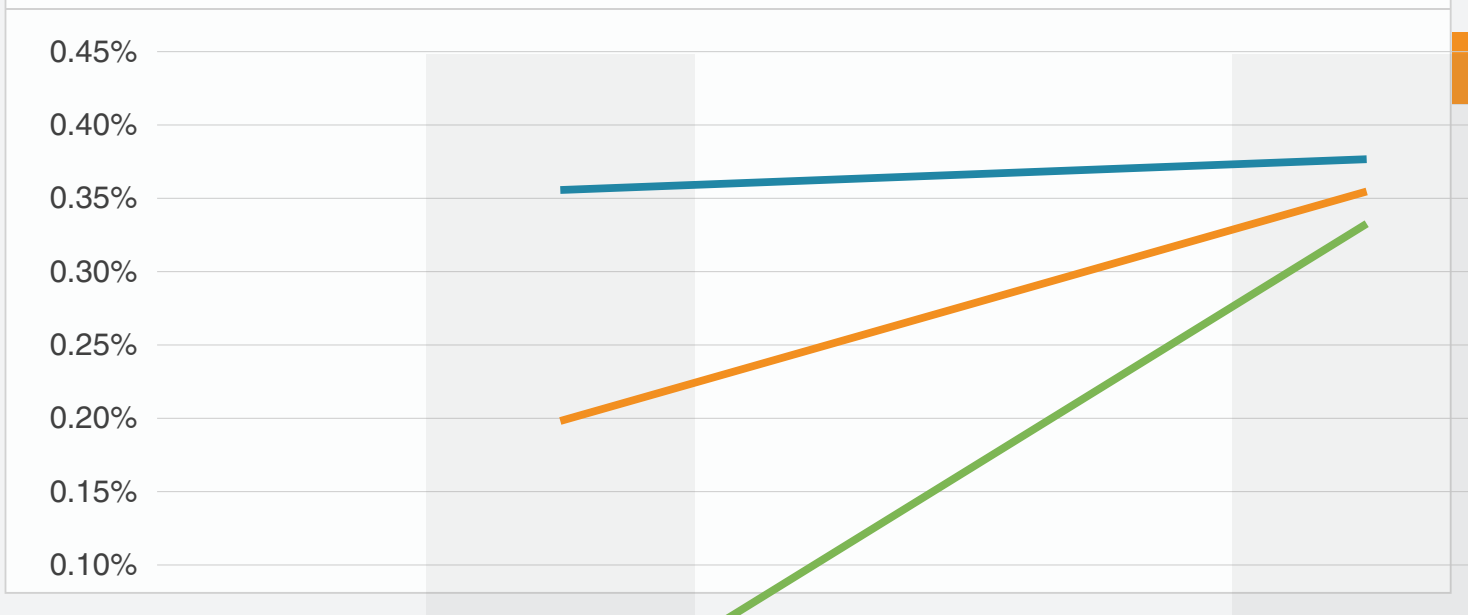
Housing

	3 miles	5 miles	10 miles
Median Home Value	\$254,597	\$277,370	\$306,926

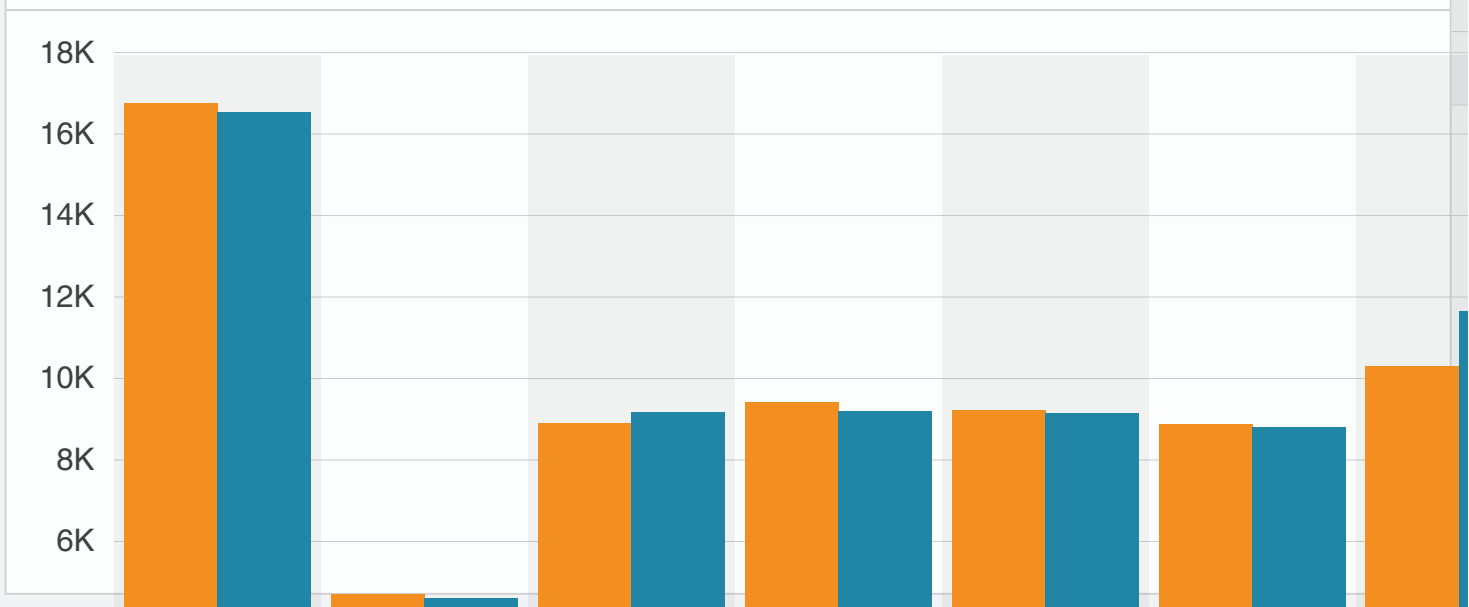
	3 miles	5 miles	10 miles
Median Year Built	1973	1975	1976
Households			
	3 miles	5 miles	10 miles
2020 Households	18,407	24,925	46,518
2024 Households	18,637	25,435	46,632
2029 Household Projection	18,992	25,958	47,463
Annual Growth 2020-2024	0.7%	0.9%	0.7%
Annual Growth 2024-2029	0.4%	0.4%	0.4%
Owner Occupied Households	9,505	13,910	30,411
Renter Occupied Households	9,487	12,048	17,052
Avg Household Size	2.6	2.6	2.7
Avg Household Vehicles	2	2	2
Total Specified Consumer Spending (\$)	\$565.8M	\$798.4M	\$1.6B
Income			
	3 miles	5 miles	10 miles
Avg Household Income	\$94,479	\$98,359	\$110,286
Median Household Income	\$75,903	\$79,018	\$90,918
< \$25,000	3,302	4,319	6,496
\$25,000 - 50,000	2,819	3,875	6,328
\$50,000 - 75,000	3,102	3,972	6,863
\$75,000 - 100,000	2,658	3,428	5,700
\$100,000 - 125,000	1,896	2,942	6,068
\$125,000 - 150,000	1,492	2,028	3,759
\$150,000 - 200,000	2,009	2,668	6,190
\$200,000+	1,360	2,202	5,229
Population			



Annual Population Growth

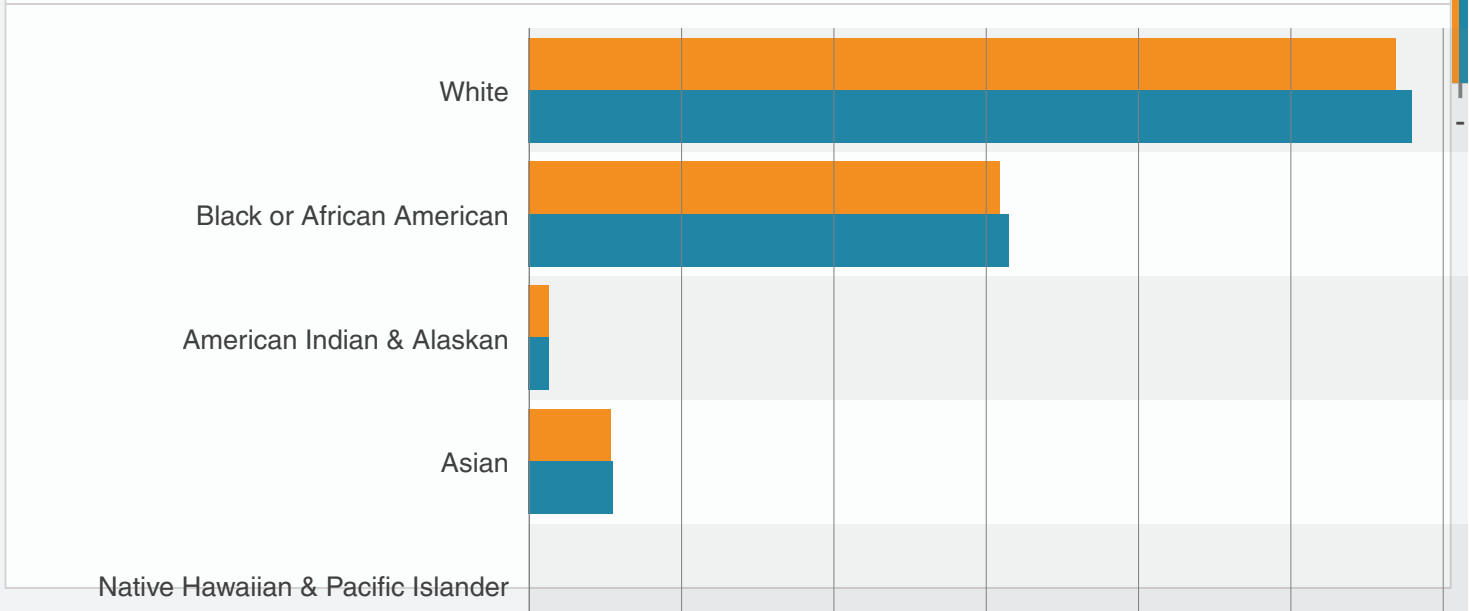


Population By Age

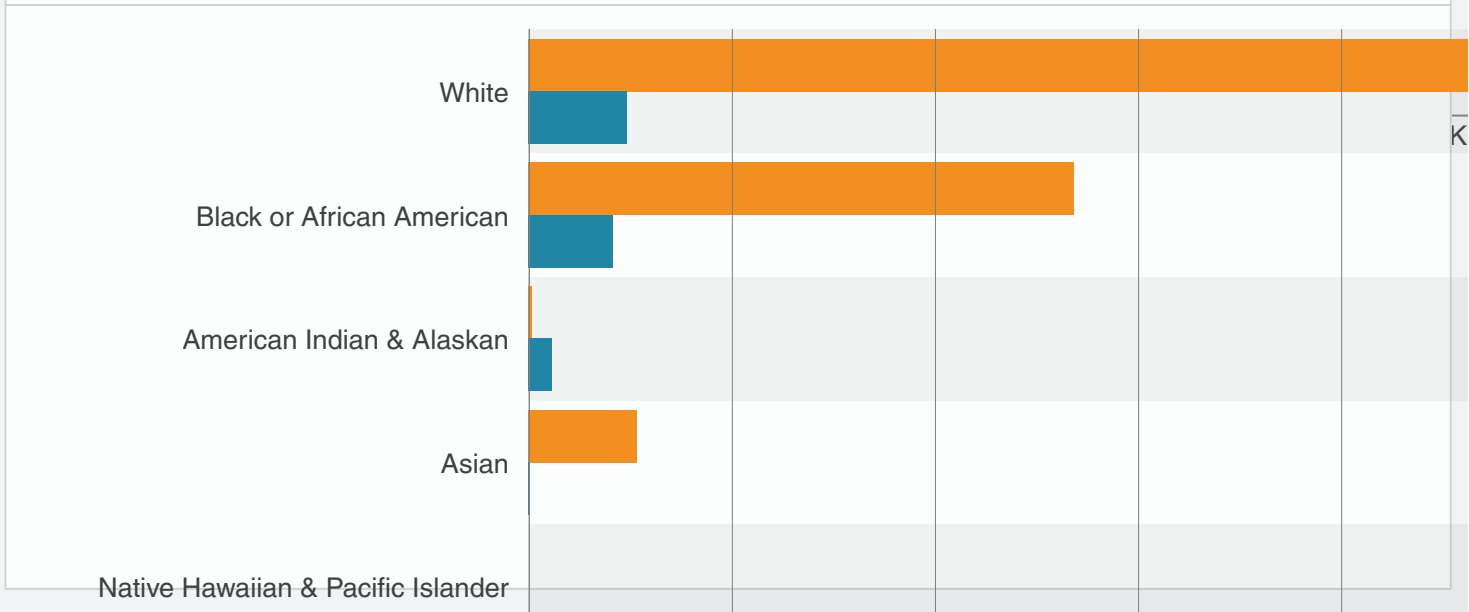


4K


Population By Race



Population By Race & Hispanic Origin

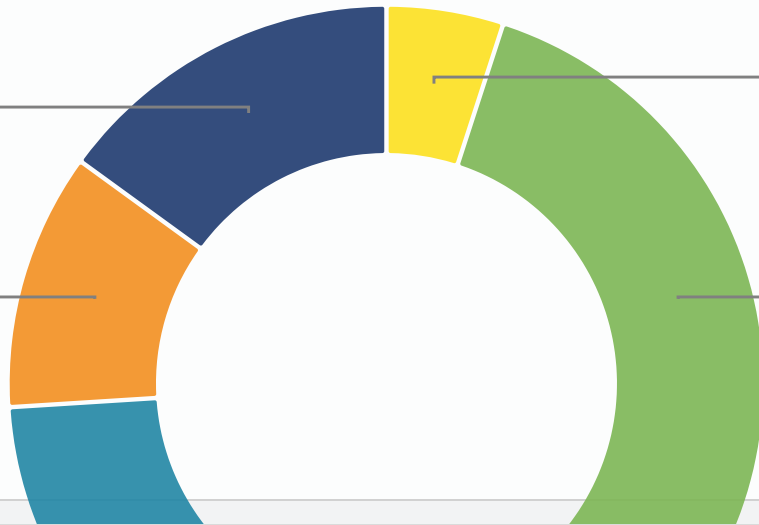


Educational Attainment



15%
Bachelor's Degree

11%
Some High School, No
Diploma



Households



Household Size



Household Income



Household Income By Age



Housing Occupancy



Home Values



Homes By Year Built



Housing Type



Population Travel To Work



Daytime Employment

Consumer Spending



Per Capita & Avg Household Spending



Consumer Spending Details

2024 2029

Traffic

